

Job Name:	
Purchaser:	
Submitted To:	
Date:	

Location:	
Submitted By:	
Engineer:	
Application:	

Reference Approval Construction



Basic product info.

IDU Model Number	MSZ-GX30NL
ODU Model Number	MUZ-GX30NLH2
AHRI Certificate	216801486

Performance: Cooling at 95F (35C)

Cooling 95F Maximum Capacity	30600	Btu/h
Cooling 95F Rated Capacity	30600	Btu/h
Cooling 95F Minimum Capacity	10300	Btu/h
Cooling Maximum Power Input	3380	W
Cooling Rated Power Input	3380	W
Cooling Minimum Power Input	650	W
Moisture removal at AHRI Cooling Rating Conditions	8.3	Pints/h
Sensible Heat Factor at AHRI Cooling Rating Conditions	0.7	-

Performance: Heating at 47F (8.3C)

Heating 47F Maximum Capacity	34000	Btu/h
Heating 47F Rated Capacity	32600	Btu/h
Heating 47F Minimum Capacity	9800	Btu/h
Heating 47F Maximum Power Input	4000	W
Heating 47F Rated Power Input	3360	W
Heating 47F Minimum Power Input	590	W
COP 47F at Maximum Capacity	2.48	
COP 47F at Rated Condition	2.84	

Performance: Heating at 17F (-8.3C)

Heating 17F Maximum Capacity	26000	Btu/h
Heating 17F Rated Capacity	21200	Btu/h
Heating 17F Minimum Capacity	4230	Btu/h
Heating 17F Maximum Power Input	3320	W
Heating 17F Rated Power Input	2500	W
Heating 17F Minimum Power Input	540	W
COP 17F at Maximum capacity	2.28	
COP 17F at Rated Condition	2.48	

Performance: Heating at 5F (-15C)

Heating 5F Rated Capacity (H4Full)	15490	Btu/h
Heating 5F Minimum Capacity (H4Full)	3450	Btu/h
Heating 5F Rated Power Input (H4Full)	1900	W
Heating 5F Minimum Power Input (H4Full)	500	W
COP 5F at Rated capacity (H4Full)	2.38	

Performance: Heating at -5F (-20.6C)

Heating -5F Maximum Capacity	17940	Btu/h
Heating -5F Minimum Capacity	2920	Btu/h
Heating -5F Maximum Power Input	2840	W
Heating -5F Minimum Power Input	460	W
COP -5F at Maximum Capacity	1.84	

ODU Operating Temp. Range

Heating Thermal Lock-out Temp	-14	
Cooling Thermal Re-start Temp	3	
Cooling Thermal Lock-out Temp	-1	
Heating Thermal Re-start Temp	-4	
Cooling Thermal Re-start Temp (C)	-16.3	C
Cooling Thermal Re-start Temp (F)	3 / -16.1	F° / C°
Cooling Thermal Lock-out Temp (C)	-18.5	C
Cooling Thermal Lock-out Temp (F)	-1 / -18.3	F° / C°
Heating Thermal Re-start Temp (C)	-20.1	C
Heating Thermal Re-start Temp (F)	-4 / -20	F° / C°
Heating Thermal Lock-out Temp (C)	-25.6	C
Heating Thermal Lock-out Temp (F)	-14 / -25.6	F° / C°

Rebates

Energy Star 6.1 Certified	No	
Energy Star 6.1 Cold Climate Certified	No	
NEEP Certification	No	

Efficiency

SEER2	19.2	
EER2	9.05	
HSPF2 (IV)	8.9	
HSPF2 (V)	8.6	

Electrical

Rated Voltage (Min)	208	V AC
Rated Voltage (Max)	230	V AC
Recommended Fuse/Breaker Size	25	
ODU Minimum Circuit Ampacity (MCA)	24	A
ODU Maximum Over Current Protection (MOCP) = MOP = Maximum Fuse	41	A
IDU Minimum Circuit Ampacity (MCA) if Powered Separate	1	A

Indoor Unit

IDU Airflow Rate at Cooling, Dry 1	324	CFM
IDU Airflow Rate at Cooling, Dry 2	392	CFM
IDU Airflow Rate at Cooling, Dry 3	454	CFM
IDU Airflow Rate at Cooling, Dry 4	636	CFM
IDU Airflow Rate at Cooling, Dry 5	765	CFM
IDU Airflow Rate at Cooling, Wet 1	292	CFM
IDU Airflow Rate at Cooling, Wet 2	353	CFM
IDU Airflow Rate at Cooling, Wet 3	408	CFM
IDU Airflow Rate at Cooling, Wet 5	688	CFM
IDU Airflow Rate at Heating 1	344	CFM
IDU Airflow Rate at Heating 2	392	CFM
IDU Airflow Rate at Heating 3	454	CFM
IDU Airflow Rate at Heating 4	530	CFM
IDU Airflow Rate at Heating 5	765	CFM
IDU SPL at Cooling 4	48	dB (A)
IDU SPL at Heating 5	50	dB (A)
External Finish (Munsell No. in case painting)	Munsell 0.7PB 9.2/0.4	
IDU Unit Dimension H	12 13/16	inch
IDU Unit Weight	37	lbs
Drain Pipe Size (Outer size)	1 1/16	inch
IDU Unit Dimension W	43 5/16	inch
IDU Airflow Rate at Cooling, Wet 4	573	CFM
IDU Unit Dimension D	10 2/16	inch

Outdoor Unit

ODU Fan Motor Full Load Amperage (FLA) (if data available)	0.76	A
ODU Fan Motor Output	0.1	HP
Base Pan Heater installed (Built-in or Optional)	Built-in	
ODU Unit Dimension W	33 1/16	inch
ODU Unit Dimension D	13	inch
ODU Unit Dimension H	34 5/8	inch
ODU Unit Weight	117	lbs

Piping

Gas Pipe Size O.D. [Flared]	5/8	inch
Liquid Pipe Size O.D. [Flared]	1/4	inch
Maximum Piping Length	100	ft
Maximum Height Difference	50	ft

Refrigerant

Refrigerant Type	R454B	
Maximum Pre-charged Piping Length	50	ft
Pre-charged Refrigerant Amount (lbs)	3	
Pre-charged Refrigerant Amount (oz)	12	

Accessories

Handheld Remote Controller English	MAC-FL112M-E	
Handheld Remote Controller French	MAC-FL212M-E	
Wall Mount controller	PAR-42MAACAB (REQUIRES SYSTEM INTERFACE)	
Simple Wall MA Controller	PAC-YT53CRAU-J	
Simple CN105 Controller	PAC-SDW01	
Microparticle Catching Filter	MAC-EMF515T-E	
Electrostatic Anti-allergy Enzyme Filter	MAC-2320FT	
System Interface (Full Control)	MAC-334IF-E	
System Interface (Functional Control)	MAC-497IF-E	
NA T-STAT interface	RMF-CA200	
NA T-STAT Interface	RMF-CA200	

AHRI Rated Conditions (Rated data is determined at a fixed compressor speed) (* Windscreens required for cooling operations below 23°F (-5°C))

¹ Cooling (Indoor // Outdoor) 80°F (26.6°C) DB, 67°F (19.4°C) WB // 95°F (35°C) DB, 75°F (23.9°C) WB

² Heating at 47°F (8.3°C) (Indoor // Outdoor) 70°F (21.1°C) DB, 60°F (15.6°C) WB // 47°F (8.3°C) DB, 43°F (6.1°C) WB

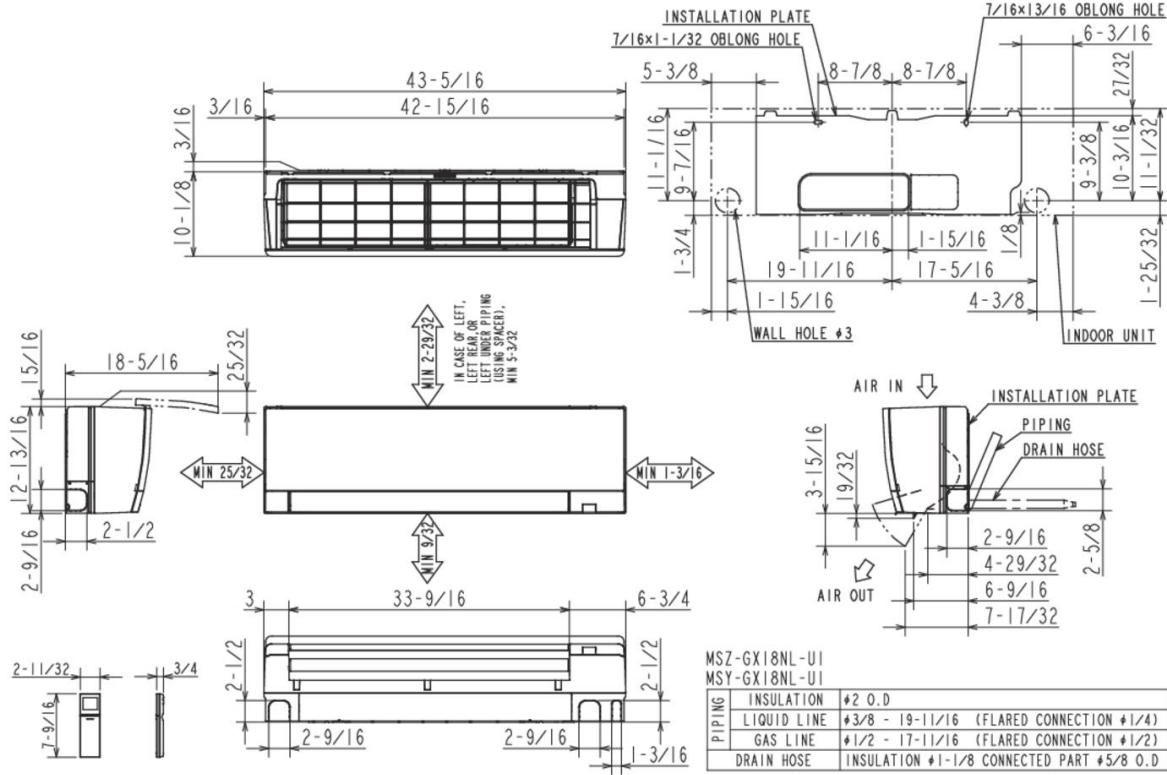
³ Heating at 17°F (-8.3°C) (Indoor // Outdoor) 70°F (21.1°C) DB, 60°F (15.6°C) WB // 17°F (-8.3°C) DB, 15°F (-9.4°C) WB

tHeating at 5°F (-15°C) (Indoor // Outdoor) 70°F (21.1°C) DB, 60°F (15.6°C) WB // 5°F (-15°C) DB, 4°F (-15.6°C) WB

uHeating at -4°F (-20°C) (Indoor // Outdoor) 70°F (21.1°C) DB, 60°F (15.6°C) WB // -4°F (-20°C) DB, -15°F (-26.1°C) WB

MSZ-GX30NL

Unit: inch



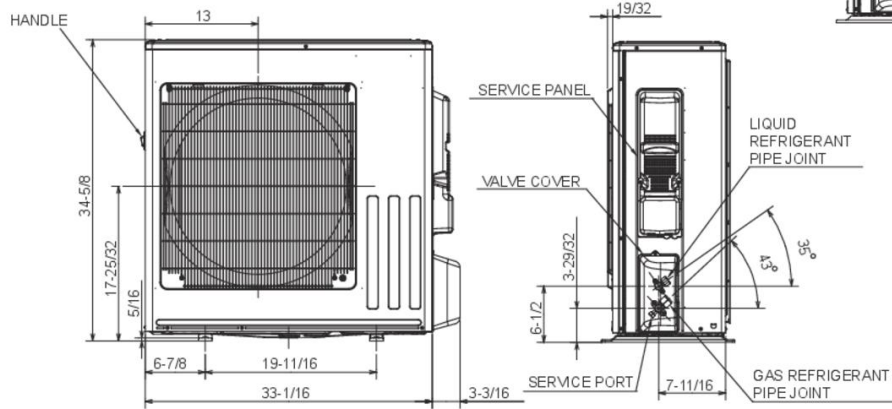
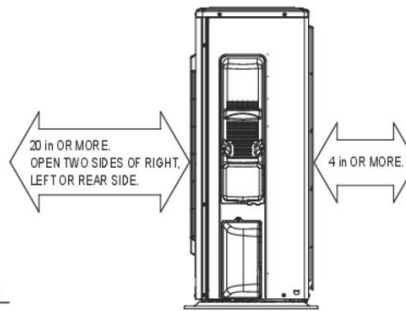
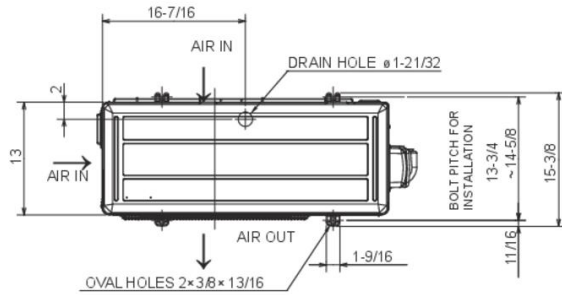
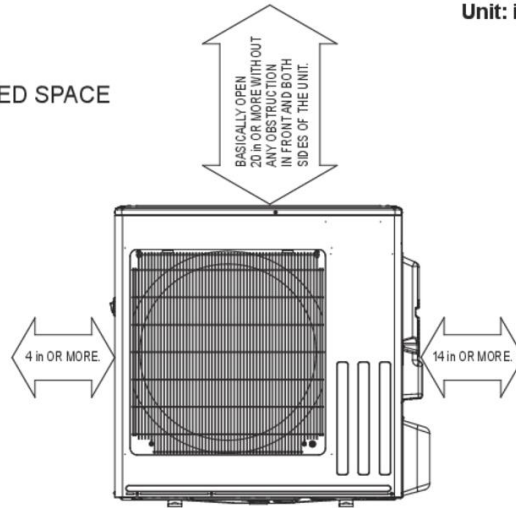
MSZ-GX18NL-U1	
MSY-GX18NL-U1	
PIPING	INSULATION #2 O.D.
	LIQUID LINE #3/8 - 19-11/16 (FLARED CONNECTION #1/4)
	GAS LINE #1/2 - 17-11/16 (FLARED CONNECTION #1/2)
	DRAIN HOSE INSULATION #1-1/8 CONNECTED PART #5/8 O.D.

MSZ-GX24/30/36NL-U1	
MSY-GX24/30/36NL-U1	
PIPING	INSULATION #2 O.D.
	LIQUID LINE #3/8 - 19-11/16 (FLARED CONNECTION #1/4)
	GAS LINE #1/2 - 17-11/16 (FLARED CONNECTION #1/2)
	DRAIN HOSE INSULATION #1-1/8 CONNECTED PART #5/8 O.D.

MUZ-GX30NLH2

Unit: inch

REQUIRED SPACE



MUZ-GX18NLH2 MUZ-GX18NLH2Z
MUY-GX18NL

REFRIGERANT PIPE JOINT	LIQUID REFRIGERANT PIPE	FLARED 1/4"
	GAS REFRIGERANT PIPE	FLARED 1/2"

MUZ-GX24/30/36NLH2 MUZ-GX24NLH2Z
MUY-GX24/30/36NL

REFRIGERANT PIPE JOINT	LIQUID REFRIGERANT PIPE	FLARED 1/4"
	GAS REFRIGERANT PIPE	FLARED 5/8"